



TURLOCK POLICE DEPARTMENT

**MONTHLY REPORT
MAY 2019
STAFF UPDATE**

PRESENTED TO COUNCIL: JUNE 25, 2019

TPD Tip Line • 668-5550 ext. 6780 • TPDtpline@turlock.ca.us



DEPARTMENT STATISTICS:

Current information as of 6/18/19

TOP CALLS FOR SERVICE

<u>May 2018</u>	<u>May 2019</u>	<u>% Chg.</u>	<u>2018 YTD (Jan.-May.):</u>	<u>2019 YTD (Jan.-May.):</u>	<u>% Chg.</u>
Suspicious person (194)	Suspicious Person (163)	-16%	Suspicious Person (807)	Suspicious Person (809)	0%
Disturbance—Verbal (170)	Disturbance Verbal (142)	-17%	Disturbance—Verbal (708)	Disturbance—Verbal (718)	1%
Disturbance—Other (129)	Trespassing (131)	N/A	Code 6 / Investigation (608)	Trespassing (595)	N/A
<i>Top 3 Calls account for 11.41% of the total number of Calls for Service, 4,322</i>			<i>Top 4 Calls account for 10.41% of the total number of Calls for Service, 4,189</i>		
			<i>Top 3 Calls account for 10.83% of the total number of Calls for Service, 19,606</i>		
			<i>Top 3 Calls account for 10.83% of the total number of Calls for Service, 19,586</i>		

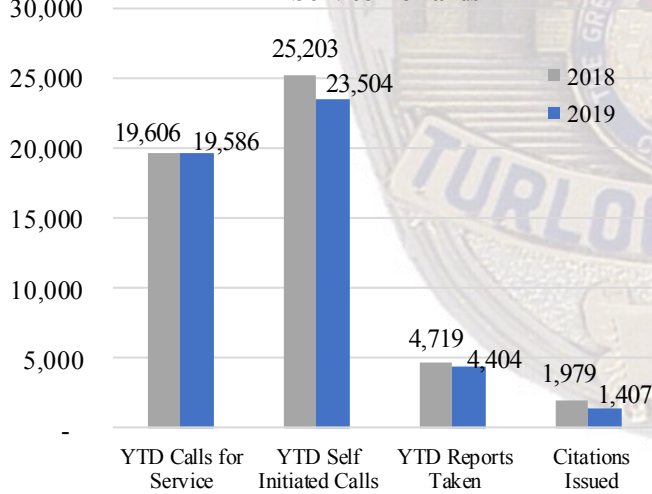
SERVICE DEMANDS

	<u>May 2018</u>	<u>May 2019</u>	<u>YTD 2018</u>	<u>YTD 2019</u>	<u>% Chg.</u>
Calls for Service	4,322	4,189	19,606	19,586	-0%
Self Initiated Calls	4,513	4,218	25,203	23,504	-7%
Reports Taken	980	877	4,719	4,404	-7%
Traffic Cites Issued	429	307	1,979	1,407	-29%

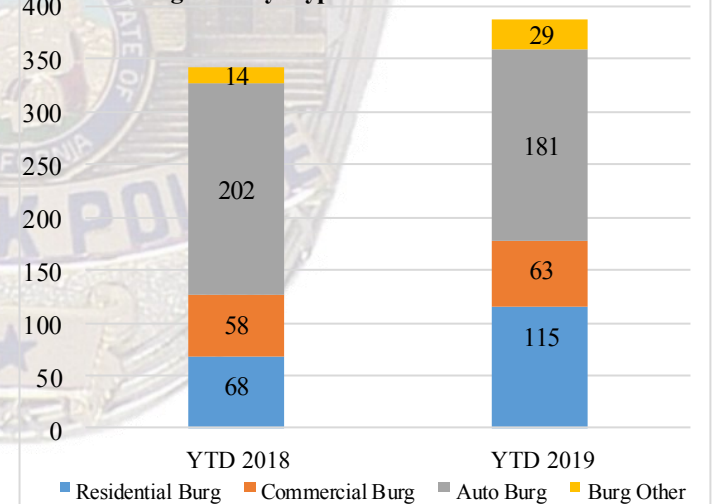
BURGLARIES BY TYPE

	<u>May 2018:</u>	<u>May 2019:</u>	<u>2018 YTD</u>	<u>2019 YTD</u>	<u>% Chg.</u>
Auto Burg.	44	49	202	181	-10%
Residential Burg.	12	31	68	115	69%
Comm. Burg.	9	14	58	63	9%
Burg.-Other	0	9	14	29	107%

YTD Service Demands



Burglaries by Type - YTD '18 vs. YTD '19



RESPONSE TIMES

	<u>May</u>		<u>YTD (Jan.-May)</u>		<u>% Chg. in YTD</u>	
	<u>2018:</u>	<u>2019:</u>	<u>2018:</u>	<u>2019:</u>	<u>Calls Rec'd:</u>	<u>Response Time:</u>
	Priority 1					
Priority 2						
Priority 3						
Priority 4						

Response Times unavailable for this report.

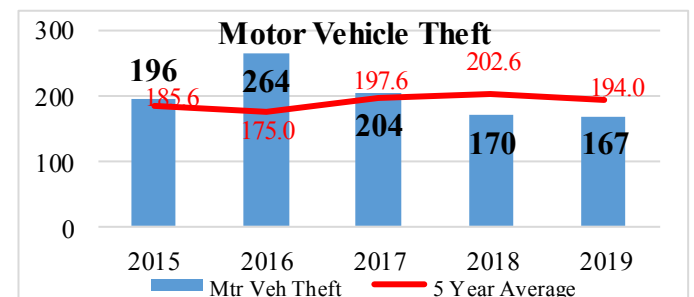
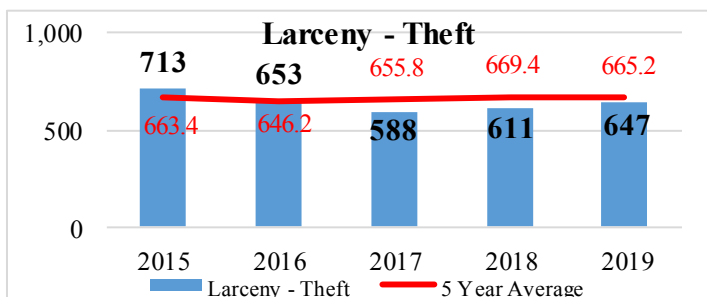
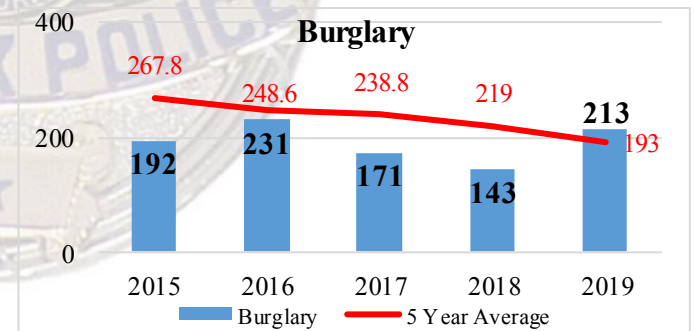
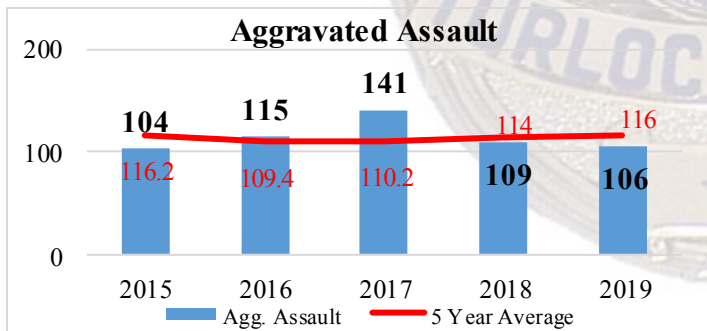
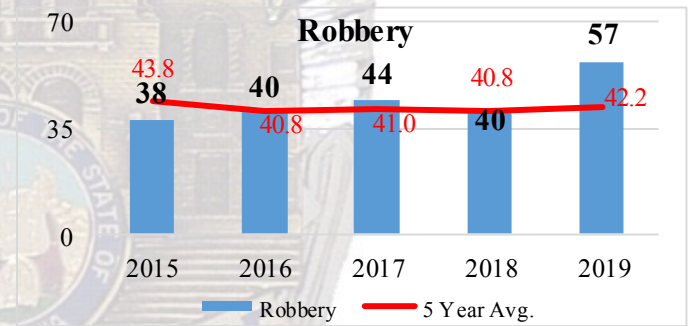
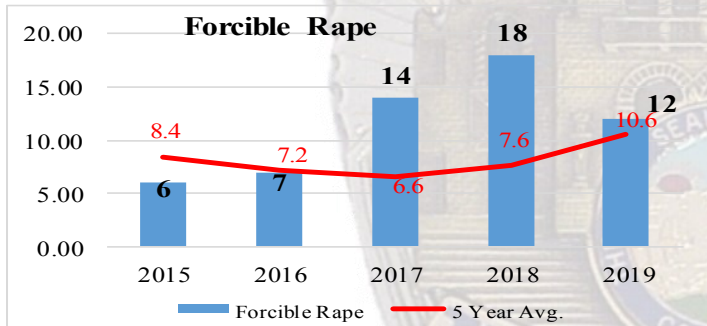
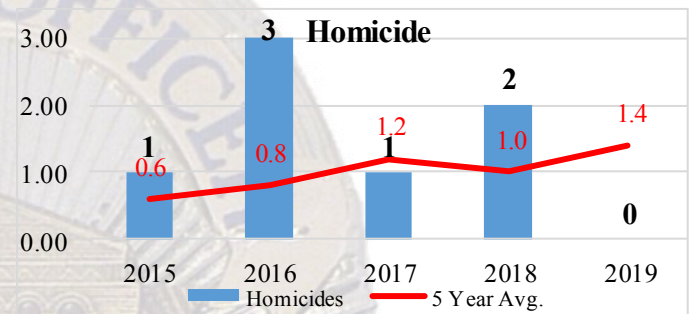
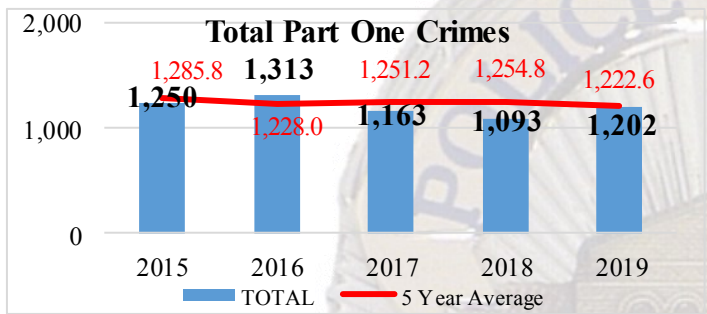
ARRESTS

May 2018:	326
May 2019:	272
% Chg.:	-17%

PART ONE CRIMES (UCR):

Current information as of 6/18/19

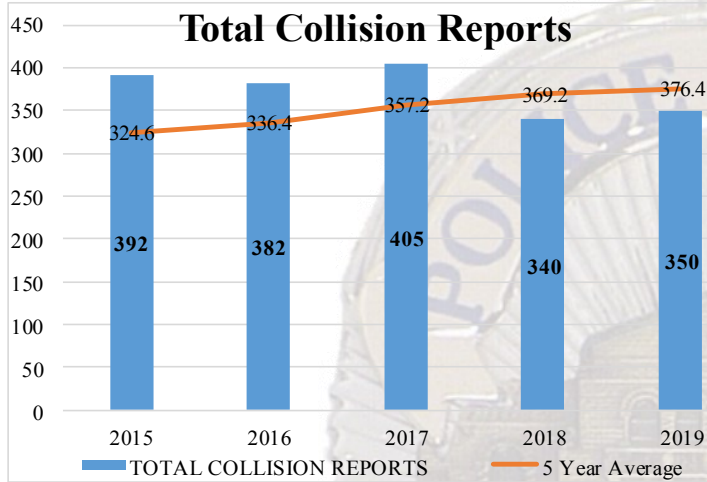
2019	JAN	FEB	MAR	APR	MAY	JUN	JUL	AUG	SEP	OCT	NOV	DEC	2019 YTD Crime Rate	YTD 2018	YTD 2019	% Diff. '19 vs '18	5 Yr Avg	% Diff. 2019 vs 5 Yr Avg
Homicide	0	0	0	0	0								0.00	2	0	-100%	1.4	-100%
Forcible Rape	1	1	3	3	4								0.16	18	12	-33%	10.6	13%
Robbery	12	11	10	10	14								0.77	40	57	43%	42.2	35%
Agg. Assault	21	14	25	20	26								1.42	109	106	-3%	116	-9%
Burglary	47	36	35	40	55								2.86	143	213	49%	193	10%
Larceny	147	118	138	115	129								8.69	611	647	6%	665.2	-3%
Veh. Theft	39	34	27	27	40								2.24	170	167	-2%	194	-14%
TOTAL	267	214	238	215	332								17.00	1,093	1,202	10%	1,222.6	-2%



TRAFFIC COLLISIONS:

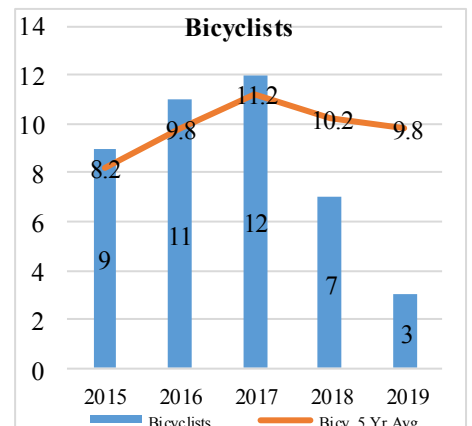
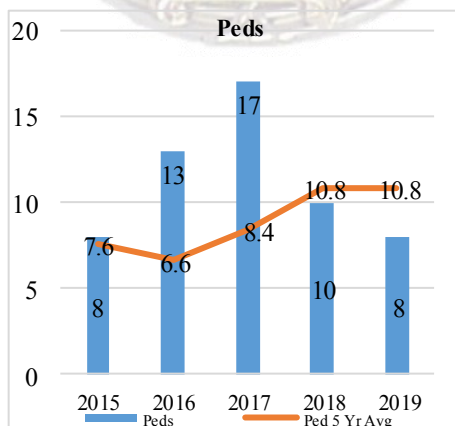
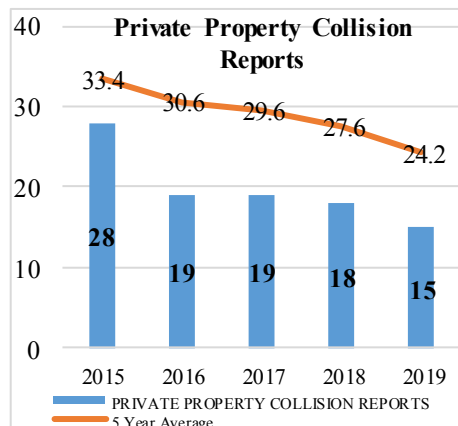
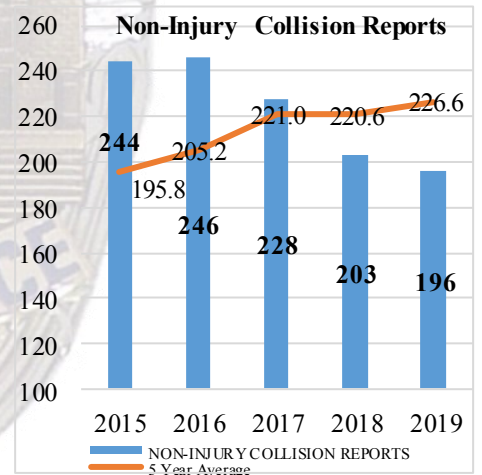
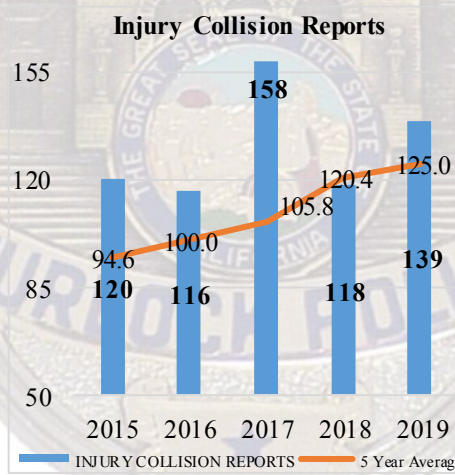
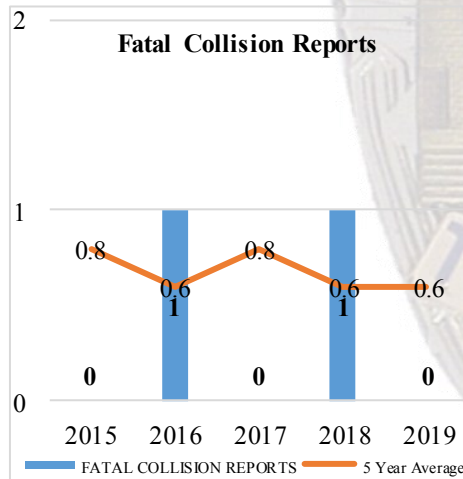
(Pending 0 Accident Reports)

	Population	Authorized Staff Level (Not Actual)	Officers per Capita	Pedestrian Collisions	Bicyclist Collisions	Fatal Collisions	Injury Collisions	Non-Injury Collisions	Private Prop. Collisions	TOTAL ACC
May 2018	73,979	84	1.14	1	4	0	25	41	3	69
May 2019	74,471	84	1.13	2	0	0	30	39	4	73
% Chg.	-	-	-	100%	-100%	-	20%	-5%	33%	6%
2019 YTD	74,471	84	1.13	8	3	0	139	196	15	350
5 Year Avg.	-	-	-	10.8	9.8	0.6	125	226.6	24.2	376.4
% Chg. vs. 5 Yr. Avg.	-	-	-	-26%	-69%	-100%	11%	-14%	-38%	-7%



PRIMARY TRAFFIC COLLISION FACTORS	
May 2019:	May 2018:
Unsafe Lane Change (10)	Unsafe Lane Change (10)
Speeding (6)	Speeding (7)
Failure to Go on Green (5)	Red Light Violation (7)
Red Light Violation (5)	Failure to Yield Right of Way (3)
Left Turn Failure to Yield (4)	Driving Without a License (3)
Unsafe Starting and Backing (4)	
Unsafe Lane Change (4)	
Failure to Yield Right of Way (3)	

*PCF's listed of only 3 or more



TOP THREE CALLS BY COUNCIL VOTING DISTRICT:

District 1:

1. Susp. Person (67, 7%)
2. Trespassing (48, 5%)
3. Security Check (41, 5%)

District 2:

1. Disturbance—Verbal (54, 4%)
2. City Ordinance (49, 3%)
3. Extra Patrol (46, 3%)

District 3:

1. Susp. Person (29, 5%)
2. Code 6/Investigation (24, 4%)
3. Trespassing (23, 4%)

District 4:

1. Larceny (32, 4%)
2. Susp. Veh / Person (31, 4%)
3. Susp. Person (29, 4%)

ANIMAL SERVICES:

Animal Services conducted pet license enforcement in various locations throughout the month of May.

Activity included:

- 239 Calls for Service
- 118 Residence Visits for Pet License Checks
- 32 Warning Citations Issued
- 35 Administrative Citations Issued
- 38 Citations—Other Issued
- 29 Educational Flyers Distributed

MONTHLY SPECIAL DEPLOYMENT EFFORTS:

1. On Saturday, May 4, 2019, the Turlock Police Department housed the annual Police Department Open House. Congressman Josh Harder spoke during the opening ceremonies and joined the Chief in welcoming everyone, followed by Turlock Police Officer Gavin Allison singing the National Anthem. Citizens were able to take facility tours, view a K9 and Traffic Unit demonstration, children were able to ride their bikes through the Bike Rodeo, and enjoy donuts and coffee. Approx. 3,500 community members attended.
2. S.I.U. Detectives, along with Stanislaus County S.I.U., conducted a Human Trafficking Operation that resulted in five (5) arrests. Four (4) of the arrests were for prostitution and one (1) arrest was for pimping.
3. V.I.P.S. attended the Regional Volunteer Academy, which is a ten (10) week course.

SOCIAL MEDIA EFFORTS:

Current information as of 6/19/19

1. Public education through our social media pages is helping the Department communicate information to the public on a variety of topics including but not limited to:
 - Daily Posts of Patrol Logs
 - Police Department Recruitments
 - Personal/Traffic Safety Tips
 - Press Releases
 - Coffee With the Chief Events
 - Youth Academy
 - Missing Person(s)
 - Security Camera Registrations
2. Department social media pages statistics (*updated from April 2019 report*):
 - Facebook— 12,649 followers (+91 likes)
 - Twitter—6,336 followers (+29 followers)
 - Instagram—7,316 followers (+341 followers)
 - YouTube—138 subscribers
 - NextDoor—7,250 total members (+480 new members / 21% claimed households in Turlock)