



TURLOCK POLICE DEPARTMENT
MONTHLY REPORT
SEPTEMBER & OCTOBER
STAFF UPDATE



PRESENTED TO COUNCIL: NOVEMBER 28, 2017

TPD Tip Line • 668-5550 ext. 6780 • TPDtipline@turlock.ca.us

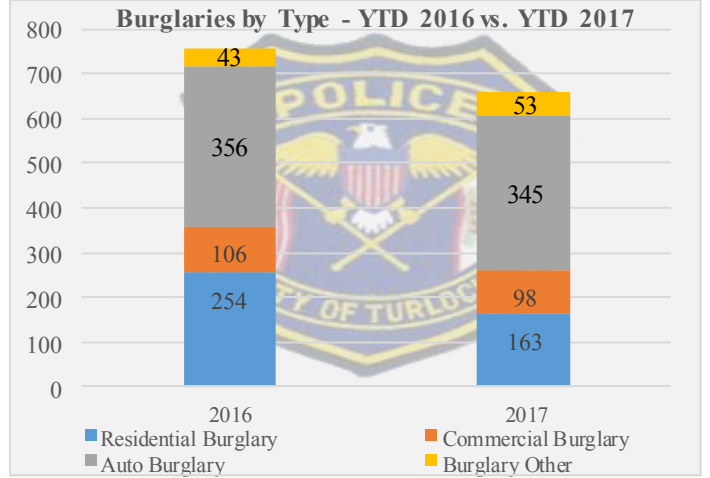
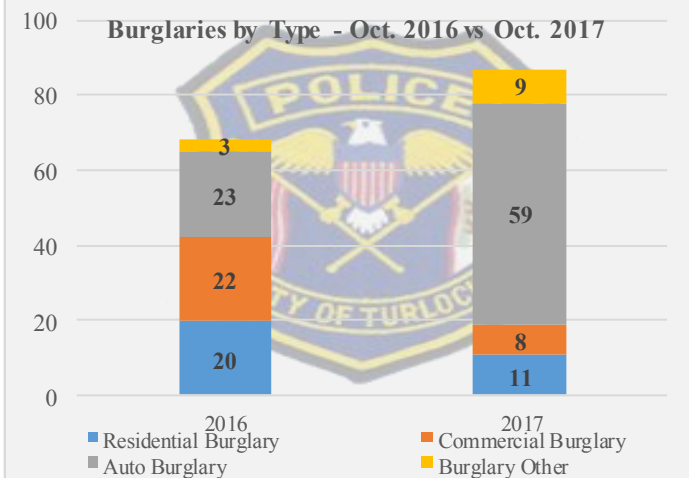
DEPARTMENT STATISTICS: *Current information as of 11/3/17*

TOP 3 CALLS FOR SERVICE

<u>Sept. 2016:</u>	<u>Sept. 2017:</u>	<u>% Chg.:</u>	<u>Oct. 2016</u>	<u>Oct. 2017</u>	<u>% Chg.:</u>	<u>2016 YTD (Jan.-Oct.):</u>	<u>2017 YTD (Jan.-Oct.):</u>	<u>% Chg.:</u>
Susp. Person (213)	Susp. Person (172)	-19%	Susp. Person (188)	Susp. Person (198)	+5%	Susp. Person (1,703)	Susp. Person (1,789)	+5%
Dist.—Other (176)	Dist.—Verbal (163)	N/A	Dist.—Other (179)	Dist.—Other (129)	-28%	Dist.—Other (1,505)	Dist.—Other (1,175)	-22%
Susp. Incident (147)	Dist.—Noise (120)	N/A	Susp. Incident (143)	Dist.—Verb. (129)	N/A	Susp. Incident (1,244)	Dist.—Verbal (1,471)	N/A

BURGLARIES BY TYPE

	<u>Sept. 2016:</u>	<u>Sept. 2017:</u>	<u>% Chg.:</u>	<u>Oct. 2016</u>	<u>Oct. 2017</u>	<u>% Chg.:</u>	<u>2016 YTD (Jan.-Oct.):</u>	<u>2017 YTD (Jan.-Oct.):</u>	<u>% Chg.:</u>
Auto Burg.	29	35	+21%	23	59	+157%	356	345	-3%
Residential Burg.	15	21	+40%	20	11	-45%	254	163	-36%
Comm. Burg.	13	11	-15%	22	8	-64%	106	98	-8%
Burg.-Other	8	2	-75%	3	9	+200%	43	53	+23%



ARRESTS

Sept. 2016: 366	Sept. 2017: 326	Oct. 2016: 396	Oct. 2017: 403 <i>*Pending 2 Reports for Entry</i>	% Chg.: +2%
------------------------	------------------------	-----------------------	--	--------------------

RESPONSE TIMES

	<u>September</u>		<u>October</u>		<u>YTD (Jan.-Oct.)</u>		<u>% Chg. in YTD</u>	
	<u>2016:</u>	<u>2017:</u>	<u>2016:</u>	<u>2017:</u>	<u>2016:</u>	<u>2017:</u>	<u>Calls Rec'd:</u>	<u>Response Time:</u>
Priority 1	63 07:34	64 05:13	64 08:09	92 08:55	586 07:17	709 07:17	+21%	-
Priority 2	218 12:26	266 12:21	216 11:09	245 15:44	2,306 13:19	2,465 13:42	+7%	+3%
Priority 3	1,643 38:33	1,647 42:06	1,696 37:22	1,774 50:58	15,908 39:11	16,305 46:31	+3%	+19%
Priority 4	277 1:09:32	339 1:12:19	282 57:31	331 1:12:02	2,773 59:27	3,303 1:02:32	+19%	+5%

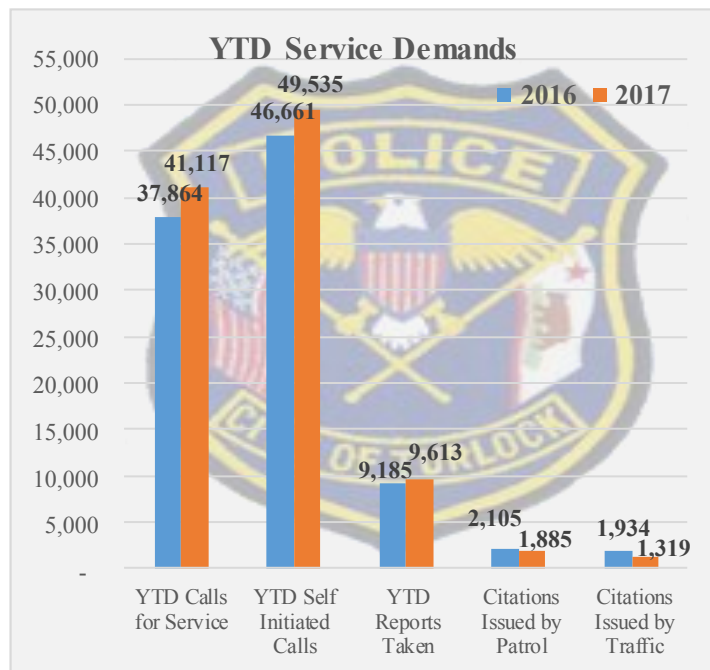
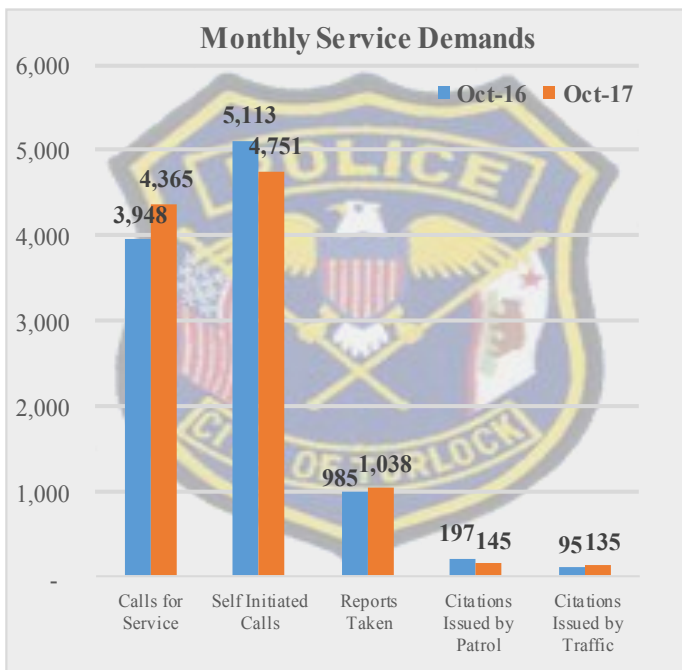
TOP 3 CALLS FOR SERVICE FOR PATROL BY VOTING DISTRICT—SEPTEMBER & OCTOBER 2017

<u>District 1:</u>	<u>District 2:</u>	<u>District 3:</u>	<u>District 4:</u>
1. Suspicious Person (104)	1. Suspicious Person (116)	1. Disturbance—Verbal (50)	1. Suspicious Person (79)
2. Extra Patrol (82)	2. Disturbance—Verbal (110)	2. Suspicious Person (47)	2. Disturbance—Noise (61)
3. Disturbance Verbal (79)	3. Trespassing (92)	3. Security Check (46)	3. Suspicious Veh/Person (59)

SERVICE DEMANDS:

Current information as of 11/14/17

CALLS FOR SERVICE						SELF INITIATED							
Sept.		Oct.		2016 YTD (Jan.-Oct.):	2017 YTD (Jan.-Oct.):	YTD % Chg.:	Sept.		Oct.		2016 YTD (Jan.-Oct.):	2017 YTD (Jan.-Oct.):	YTD % Chg.:
'16:	'17:	'16:	'17:				'16:	'17:					
3,737	4,141	3,948	4,365	37,864	41,117	+9%	4,713	5,263	5,113	4,751	46,661	49,535	+6%
REPORTS TAKEN						CITATIONS ISSUED							
Sept.		Oct.		2016 YTD (Jan.-Oct.):	2017 YTD (Jan.-Oct.):	YTD % Chg.:	Patrol Sept. '17		Traffic Unit Sept. '17		2016 YTD Dept. Total (Jan.-Oct.):	2017 YTD Dept. Total (Jan.-Oct.):	YTD % Chg.:
'16:	'17:	'16:	'17:				Patrol Oct. '17	Traffic Unit Oct. '17					
923	966	985	1,038	9,185	9,613	+5%	143	198	145	135	4,039	3,204	-21%



SPECIAL DEPLOYMENT EFFORTS:

1. Community Outreach Fair, October 3—The Homeless Engagement Multi-Disciplinary Team (HEMDT) hosted this fair as an opportunity for the homeless community to connect with resources and receive support from multiple outreach programs and services offered throughout the county.
2. National Walk to School Day, October 4—The Traffic Safety Unit assisted Walnut Elementary students with walking to school safely and crossing busy intersections before school.
3. 11th Annual Public Safety Open House, October 7.
4. Regional Apprehension Team (RAT) Operation, October 13—Collaboration from Probation, TNET, and CORE. 35 probationers searched, 11 people arrested (6 booked into jail, 5 cited and released).

PROACTIVE PATROL EFFORTS:

1. Downtown Overtime Extra Patrol Shifts—Officers are allowed to sign-up to work non-mandatable overtime shifts to provide extra patrols specifically to downtown and City parks to address City Ordinance issues, illegal nuisance behaviors, and other criminal violations.
2. Daily, the Traffic Safety Unit patrols school areas during morning and afternoon traffic for extra traffic enforcement to ensure the safety of students.
3. CORE and the Probation Officer housed at TPD partnered for Probation searches of known gang members.
4. CORE officers focused on extra patrols throughout parks and downtown due to increased complaints about City Ordinance issues.

SOCIAL MEDIA EFFORTS:

Current information as of 11/7/17

- Turlock Police Department posts the 24 Hour Daily Supervisory Patrol Logs on our website and on social media to inform the public of daily patrol activities.
- Public education through our social media pages is helping the Department communicate information to the public on a variety of topics including but not limited to:
 - PSA—Stolen Vehicles Being Left Unattended While Running to Warm Up in the Mornings
 - PSA—Reporting Emergencies to 911
 - Traffic Safety and Holiday Safety Tips
 - Press Releases
 - Wanted Suspects / Crime Stoppers
 - City Recruitments
 - Mayor’s Youth Conference
- Department social media pages statistics (*% shown reflects 28 Day report of 10/11/17-11/7/17*):
 - Facebook—10,0097 (+228 likes)
 - Twitter—5,545 followers (+81 followers)
 - Instagram—1,419 followers (+198 followers)
 - YouTube—30 subscribers
 - NextDoor—5,045 total members (+136 new members / 15% of claimed households in Turlock)

PART ONE CRIMES:

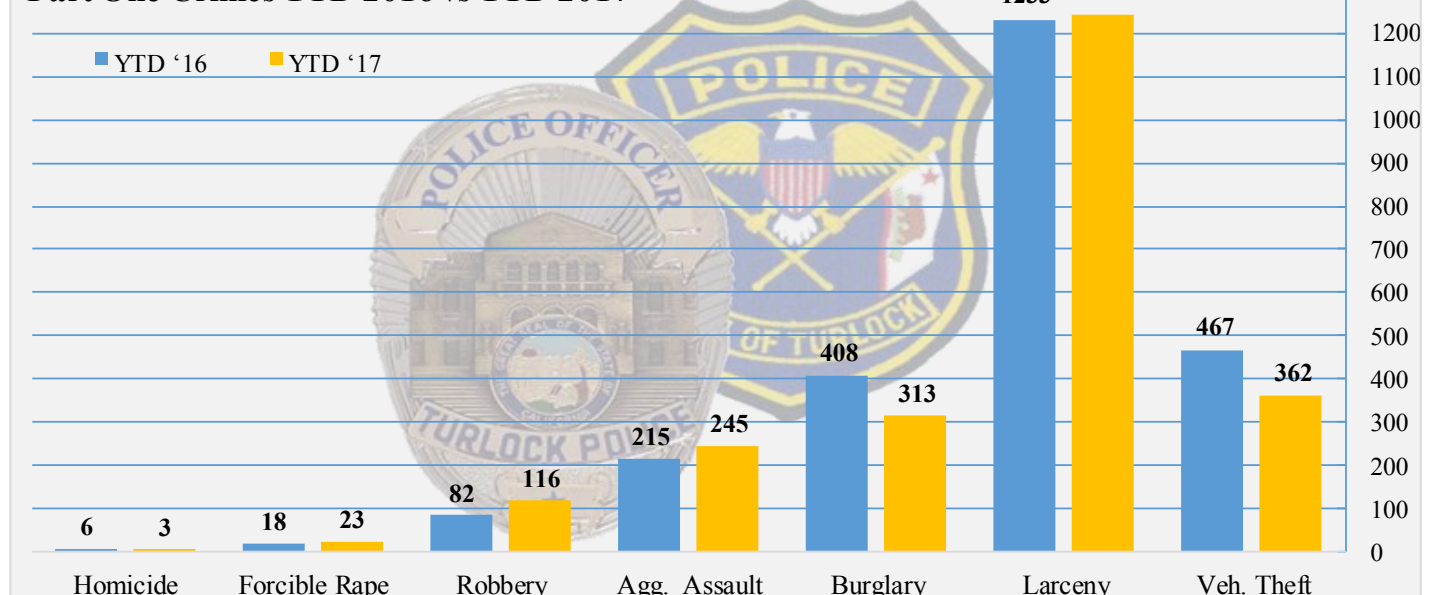
Current information as of 11/14/17

	JAN		FEB		MAR		APR		MAY		JUNE		JULY		AUG		SEPT		OCT		2017 YTD Crime Rate	YTD 2016	YTD 2017	% Diff. '16 YTD vs '17 YTD	5 Yr. YTD Avg. % Chg.	
	'16	'17	'16	'17	'16	'17	'16	'17	'16	'17	'16	'17	'16	'17	'16	'17	'16	'17								
Homicide	0	0	0	1	1	0	1	0	1	0	2	1	0	0	0	0	0	0	1	1	0.04	6	3	-50%	0%	
Forcible Rape	2	4	1	1	0	0	2	4	2	5	6	2	3	2	0	0	2	1	0	4	0.32	18	23	+28%	+55%	
Robbery	7	10	12	5	10	12	7	9	4	7	9	11	7	15	11	18	9	12	6	16	1.59	82	116	+41%	+43%	
Agg. Assault	24	40	17	21	27	14	23	31	24	35	16	20	15	19	21	12	32	37	16	17	3.37	215	245	+14%	+13%	
Burglary	62	56	52	32	40	31	43	33	35	19	36	23	27	33	33	25	36	34	44	27	4.30	407	313	-23%	-34%	
Larceny	146	105	138	132	142	137	109	100	113	112	111	127	115	151	122	115	111	109	126	157	17.09	1238	1244	0%	-2%	
Veh. Theft	75	44	59	38	45	32	39	39	46	51	45	18	50	19	45	34	28	35	35	52	4.97	467	362	-22%	-7%	
TOTAL	316	259	279	230	265	226	224	216	225	229	225	202	217	239	232	204	218	228	274	228	274	31.68	2433	2306	-5%	-6%

TOP 3 PART ONE CRIMES

Sept. 2016:	Sept. 2017:	% Chg.:	Oct. 2016	Oct. 2017	% Chg.:	2016 YTD (Jan.-Oct.):	2017 YTD (Jan.-Oct.):	% Chg.:
Larceny-Theft (111)	Larceny-Theft (109)	-2%	Larceny-Theft (126)	Larceny-Theft (156)	+24%	Larceny-Theft (1,238)	Larceny-Theft (1,243)	0.4%
Burglary (36)	Veh. Theft (35)	N/A	Veh. Theft (35)	Veh. Theft (52)	+49%	Veh. Theft (467)	Veh. Theft (362)	-23%
Agg. Assault (32)	Agg. Assault (37)	+16%	Burglary (44)	Burglary (27)	-39%	Burglary (407)	Burglary (313)	-23%

Part One Crimes YTD 2016 vs YTD 2017



CRIME PREVENTION EFFORTS:

1. Citizen's Academy—Began Sept. 21; 19 citizens enrolled. This class meets weekly and teaches citizens about operations within the Police Department and community policing strategies.
2. Rape Aggression Defense (RAD) Course—Sept. 30 and Oct. 7; 26 enrolled, 25 on wait list. This course is offered twice a year.
3. Operation Blue Santa—Crime Prevention has begun Operation Blue Santa along with a committee of Police Department internal staff. Fundraising efforts and organization of the program are in full-swing.
4. VIPS assisted the Post Office with placing stickers onto community mailboxes of how to report theft or damage. The Post Office hasn't had enough staff to complete this task as a response to mailbox damage and mail theft has been on the rise.

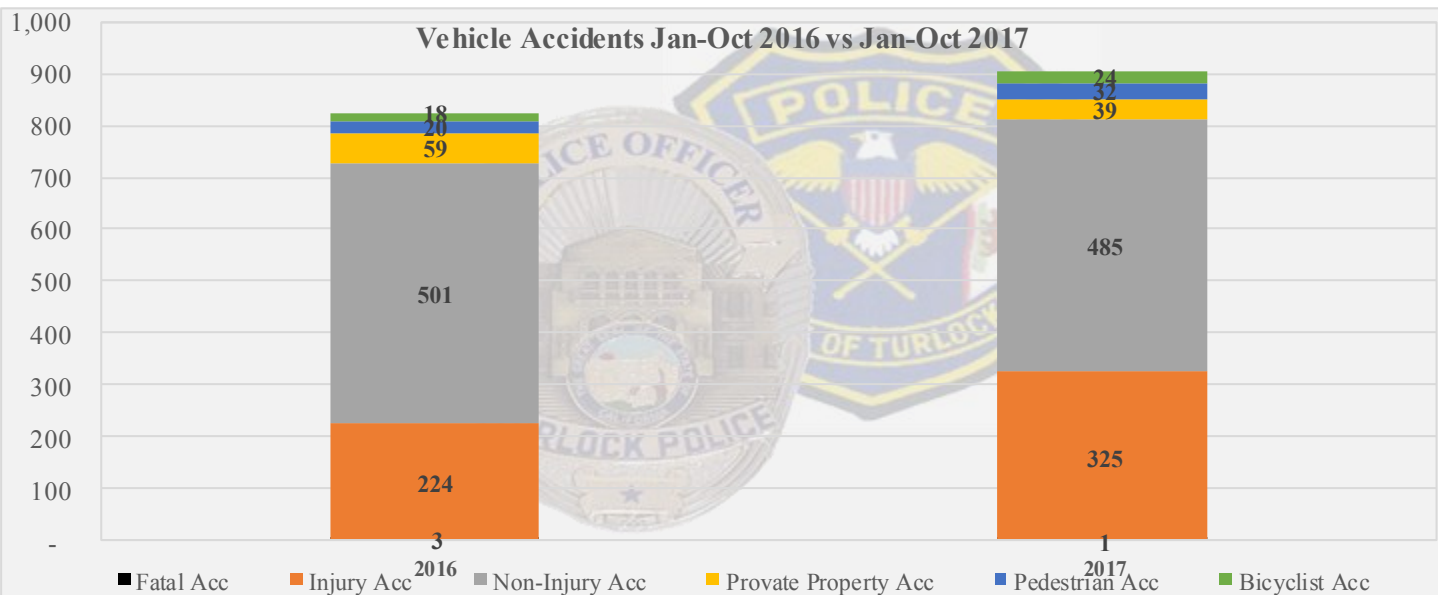
ANIMAL SERVICES & PET OF THE MONTH:

1. Animal Services attended the Farmers Market on Sept. 7 to promote animal adoption.
2. Animal Services hosted a free rabies clinic on Sept. 22; 22 dogs vaccinated.
3. Animal Services visited 245 individual residences for proactive license enforcement.
4. Pet of the Month: #10-37 Male Terrier mix. Good with other dogs and walks well on leash. See video on Animal Services Facebook page.

TRAFFIC ACCIDENTS:

(*Pending 2 Accident Reports)

	Population	Staff Level	Officers per Capita	Pedestrian Accidents	Bicyclist Accidents	Fatal Accidents	Injury Accidents	Non-Injury Accidents	Private Prop. Accidents	TOTAL ACC
Sept. 2016	72,050	78	1.08	4	2	1	26	50	6	83
Sept. 2017	72,796	78	1.07	2	1	0	32	61	2	95
% Chg.	+1%	-	-0.9%	-50%	-50%	-100%	+23%	+22%	-67%	+14%
Oct. 2016	72,050	78	1.08	3	3	0	20	64	8	92
Oct. 2017	72,796	78	1.07	*3	*4	*1	*30	*52	*8	*91
% Chg.	+1%	-	-0.9%	-	*+33%	*+100%	*+50%	*-19%	-	*-1%
2016 YTD (Jan.-Oct.)	72,050	78	1.08	20	18	3	224	501	59	787
2017 YTD (Jan.-Oct.)	72,796	78	1.07	*32	*24	*1	*325	*485	*39	*850
% Chg.	+1%	-	-0.9%	*+60%	*+33%	*-67%	*+45%	*-3%	*-34%	*+8%



PRIMARY TRAFFIC COLLISION FACTORS

Sept. 2017:	Oct. 2017:
Unsafe Left Turn (4) Red Light Violation (3) Failure to Yield Right-of-Way (3) Speeding (3)	Unsafe Left Turn (4) Unsafe Lane Change (3)

PCF's of only 3 or more listed