

ABANDON STREET

OFFICE  
335 sf / 150 = 2

OFFICE  
36" x 80" Pocket Door

WORK AREA  
270 sf / 150 = 2

FRONT RECEPTION/  
WORK COUNTER

FITNESS GYM USE  
(AREA = 2,448 sf)  
1757 sf / 50 = 35 People

(E)OCCUPANT LOAD CALC.

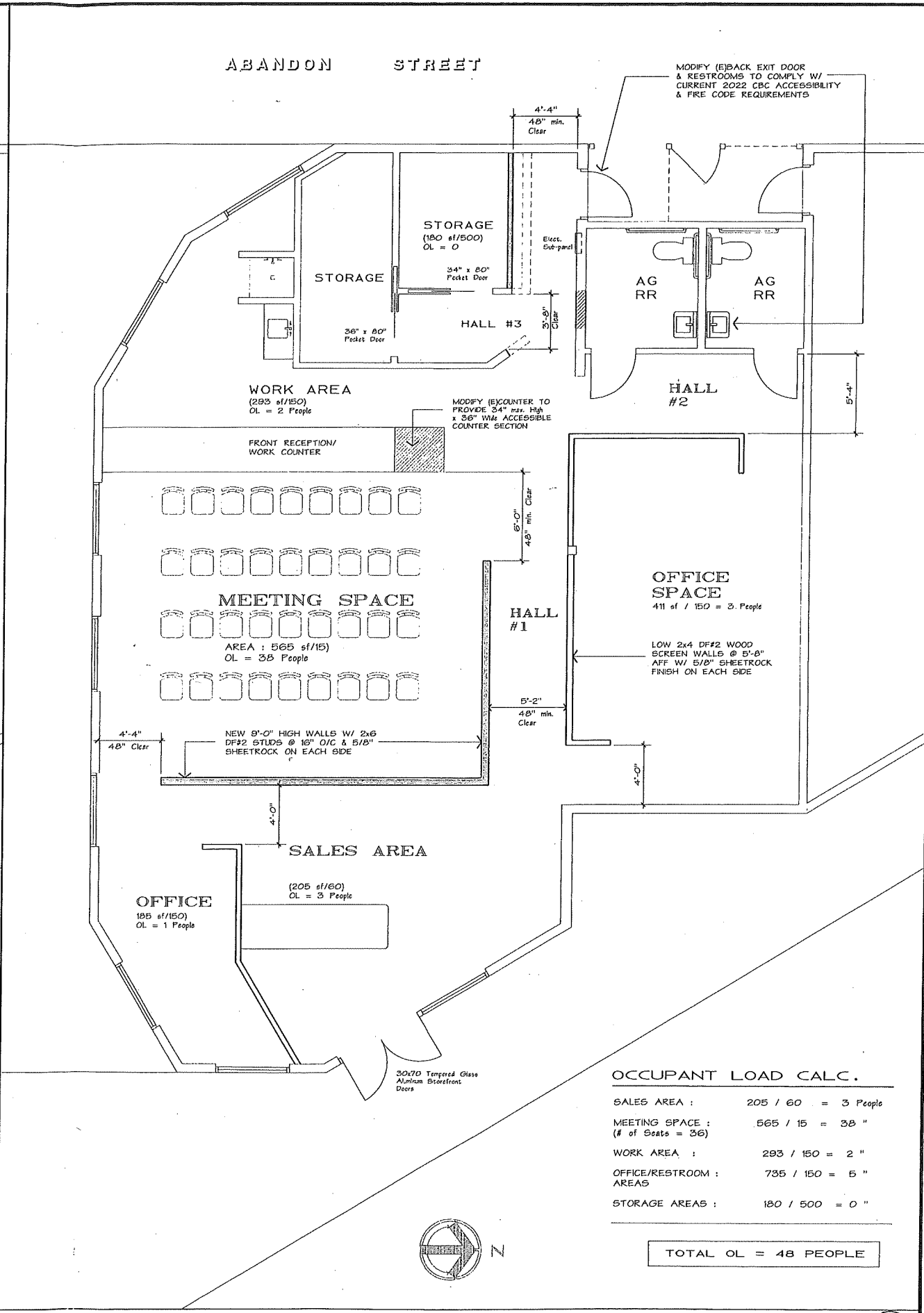
FITNESS AREA : 1757 / 50 = 35 People  
 WORK AREA : 270 / 150 = 2 "  
 OFFICE/RESTROOM : 335 / 150 = 2 "  
 AREA

OL = 39 PEOPLE



EXISTING FLOOR PLAN  
SCALE: 1/4" = 1'-0"

N



ABANDON STREET

STORAGE  
(180 sf/500)  
OL = 0

STORAGE  
36" x 80" Pocket Door

WORK AREA  
(293 sf/150)  
OL = 2 People

FRONT RECEPTION/  
WORK COUNTER

MEETING SPACE  
AREA : 565 sf/15  
OL = 36 People

OFFICE  
(205 sf/60)  
OL = 3 People

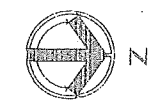
OFFICE SPACE  
411 sf / 150 = 3 People

LOW 2x4 DF#2 WOOD  
SCREEN WALLS @ 5'-8"  
AFF W/ 5/8" SHEETROCK  
FINISH ON EACH SIDE

OCCUPANT LOAD CALC.

SALES AREA : 205 / 60 = 3 People  
 MEETING SPACE : 565 / 15 = 36 "  
 (# of Seats = 36)  
 WORK AREA : 293 / 150 = 2 "  
 OFFICE/RESTROOM : 735 / 150 = 5 "  
 AREAS  
 STORAGE AREAS : 180 / 500 = 0 "

TOTAL OL = 48 PEOPLE



PROPOSED FLOOR PLAN  
SCALE: 1/4" = 1'-0"

A

REVISIONS

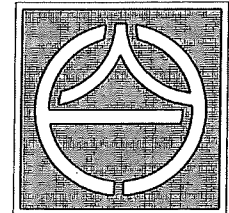


PROJECT NAME: CODE ANALYSIS FOR :  
**SPIRITUAL SCIENCE CHURCH NO. 4**  
 227 W. CANAL DRIVE  
 TURLOCK, CA

DATE: 9/26/24  
 DRAWN BY: JDS  
 JOB NUMBER: 24-27

SHEET TITLE:  
 PROPOSED & EXISTING FLOOR  
 PLANS & OL LOAD CALC

SIGNATURE  
 © 2024 YOSHINO-SHAW & ASSOCIATES



**YOSHINO/SHAW & ASSOCIATES**

= Jim Shaw =  
**ARCHITECT**

1016 N. GOLDEN STATE BLVD  
 TURLOCK, CA 95380

PHONE (209) 667-2603  
 FAX # (209) 667-2604  
 Email: jshaw@fire2wire.com

SHEET NO.

**A-1.0**