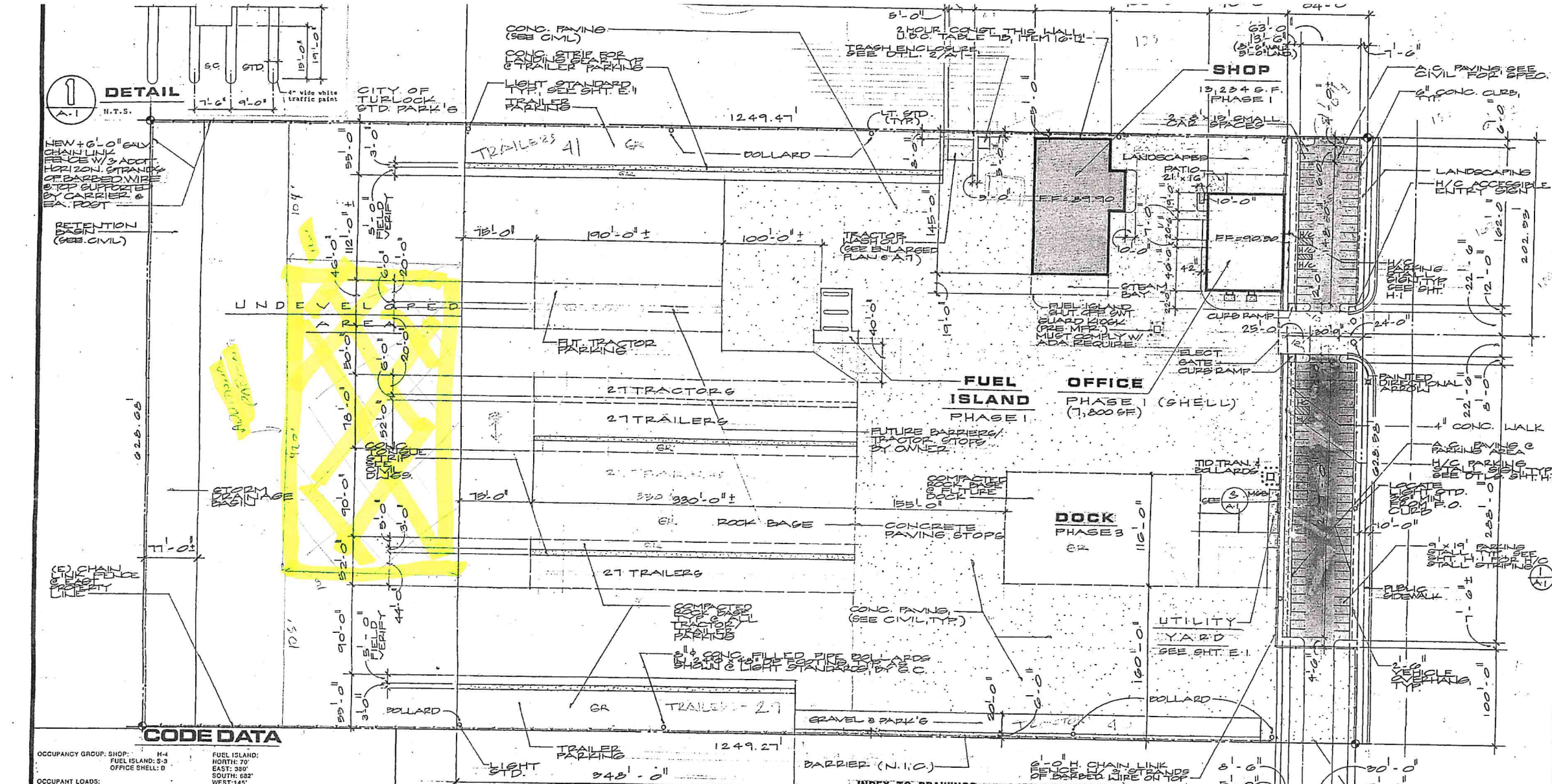


REVISIONS	BY
CLIENT	98
2.10.98	

COMMERCIAL ARCHITECTURE INC.
 GEORGE J. BADAL, A.I.A.
 1300 10TH ST. SUITE B. MODESTO, CALIF. 95354
 (209) 571-8150

PROJECT : NEW TERMINAL FACILITY
 CLIENT : NORTHERN REFRIGERATED TRANSPORTATION
 LOCATION : WEST MAIN STREET TURLOCK, CA

DRAWN	CHECKED	DATE	SCALE	NOTED	JOB NO.	SHEET
DR	GB	4.10.98	NOTED		98.101	



DETAIL 1

N.T.S.

NEW 6'-0" GALV. CHAIN LINK FENCE W/ 3' ADD'T. HORIZON. STRAPPING OF BASED WIRE 8" TYP. SUPPORTED BY CARRIERS EA. POST

RETENTION DAM (SEE CIVIL)

(E) CHAIN LINK FENCE LINE

4" wide white traffic paint

CITY OF TURLOCK STD. PARKING

NEW 6'-0" GALV. CHAIN LINK FENCE W/ 3' ADD'T. HORIZON. STRAPPING OF BASED WIRE 8" TYP. SUPPORTED BY CARRIERS EA. POST

RETENTION DAM (SEE CIVIL)

CONC. PAVING (SEE CIVIL)

CONC. STEEL FOR TRAILER PARKING

LIGHT STANDARD TYP. SEE SHT. E-1

TRASH ENCLOSURE SEE DTL. 2/21

CONC. PAVING (SEE CIVIL)

CONC. STEEL FOR TRAILER PARKING

LIGHT STANDARD TYP. SEE SHT. E-1

TRASH ENCLOSURE SEE DTL. 2/21

CONC. PAVING (SEE CIVIL)

CONC. STEEL FOR TRAILER PARKING

LIGHT STANDARD TYP. SEE SHT. E-1

TRASH ENCLOSURE SEE DTL. 2/21

CONC. PAVING (SEE CIVIL)

CONC. STEEL FOR TRAILER PARKING

LIGHT STANDARD TYP. SEE SHT. E-1

TRASH ENCLOSURE SEE DTL. 2/21

CONC. PAVING (SEE CIVIL)

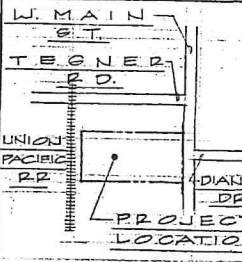


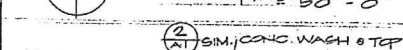
CONC. STEEL FOR TRAILER PARKING

LIGHT STANDARD TYP. SEE SHT. E-1

TRASH ENCLOSURE SEE DTL. 2/21

CONC. PAVING (SEE CIVIL)

SITE PLAN



INDEX TO DRAWINGS:

- A-1 SITE PLAN, CODE DATA, MISC. DETAILS
- A-2 OFFICE BUILDING 'SHELL', DOOR/WINDOW SCHED.
- A-3 'SHELL' ELEVATIONS, SECTIONS, MISC. DETAILS
- A-4 SHOP BUILDING FLOOR PLAN, SCHED., REST RMS.
- A-5 'SHOP BUILDING' CEILING PLAN, DOOR/WINDOW SCHED.
- A-6 'SHOP BUILDING' ELEVATIONS, SECTIONS.
- A-7 FUEL ISLAND PLAN, WASH OUT PLAN, ELEVATIONS.
- M-1 DISABLED ACCESS STANDARDS
- F-24 ENERGY
- CIVIL DRAWINGS ARE A SEPARATE SUBMISSION TO CITY OF TURLOCK
- S-1 OFFICE BLDG. FOUNDATION, DETAILS
- S-2 SHOP BUILDING FOUNDATION, DETAILS
- S-3 MISC. DETAILS
- S-4 FUEL ISLAND FOUNDATION, DETAILS
- S-5 FOOTING DETAILS, SECTIONS
- S-6 SECTIONS
- M-B-M: METAL BUILDING MANUFACTURERS DRAWINGS, OFFICE BUILDING FRAME E-1 THRU F-1, 9 SHEETS
- SHOP BUILDING FRAME E-1 THRU B-1 OF 2, 13 SHEETS
- FUEL ISLAND FRAME E-1 THRU B-1, 5 SHEETS
- P-1 PLUMBING SITE PLAN
- P-2 FIXTURE SCHED. DETAILS
- P-3 SHOP BLDG. PLUMBING
- M-1 SHOP BLDG. HVAC
- E-1 SITE ELECTRICAL

OCCUPANCY GROUP: SHOP: H-4
 FUEL ISLAND: S-3
 OFFICE SHELL: D

OCCUPANT LOADS:
 SHOP: 10
 FUEL ISLAND: N/A
 OFFICE BLDG. SHELL: NO OCCUPANCY THIS PHASE

TYPES OF CONSTRUCTION:
 SHOP: 3N
 FUEL ISLAND: 5N
 OFFICE SHELL: 5N

CITY OF TURLOCK ZONING: M-2

AUTOMATIC FIRE SPRINKLERS:
 SHOP AND OFFICE SHELL: YES
 FUEL ISLAND: NO

BUILDING AREAS:
 SHOP: 13,234
 FUEL ISLAND: 1,800
 OFFICE SHELL: 7,800

1994 UBC BASIC ALLOWABLE:
 SHOP: 7,500
 FUEL ISLAND: 8,000
 OFFICE SHELL: 8,000

YARD INCREASES PER UBC SECT. 505:
 SHOP: 7,500
 NORTH: 22'
 SOUTH: 82'
 EAST: 82'
 SEPARATION AT 3 SIDES EXCEED. 20'
 2.5% X 22' = 55%
 ALLOWABLE = 155% (7,500) = 11,625 SF

FUEL ISLAND:
 NORTH: 70'
 EAST: 380'
 SOUTH: 682'
 WEST: 145'

SEPARATION AT ALL SIDES EXCEEDING 20'
 5% (50) = 100% INCREASE
 ALLOWABLE AREA = 8,000(2) + 17,000 SF

OFFICE BUILDING SHELL:
 NORTH: 114'
 EAST: 95'
 SOUTH: 22'
 WEST: 40'

SEPARATION ON ALL SIDES EXCEEDING 20'
 5% X 22' = 100% INCREASE

ALLOWABLE AREA = 8,000(2) + 16,000 SF

PARKING REQUIREMENTS:
 PARKING REQUIRED: 44 SPACES (INCLUDES OCCUPIED OFFICE BUILDING)

PARKING PROVIDED: 93 SPACES STD. 5 DISABLED

CODES UTILIZED FOR THIS PROJECT:
 1994 UNIFORM BUILDING CODE
 1994 UNIFORM MECHANICAL CODE
 1994 UNIFORM PLUMBING CODE
 1993 NAT. ELECTRICAL CODE
 LATEST CEC ENERGY APPROVED PROGRAMS
 CA. TITLE 24 ADA DISABLED STANDARDS
 CITY OF TURLOCK MUN. CODE PARKING STD.

A approved automatic fire sprinkler system is to be installed on this project. The system shall comply

HAZARDOUS MATERIAL & SPECIALty